

4/23/20

Dear Students, Families, and Friends,

The activities on the next several pages were created for you to sharpen your skills, challenge yourself, and explore learning. These are not meant to replace classroom learning and parents are not being asked to replace teachers. If at any time, you are confused about an activity, need some extra support, or maybe just need to talk with someone, our teachers and staff are here for you.

- All teachers keep regular office hours from 9am until noon each school day.
- All teachers and staff can be contacted by email (firstname.lastname@fsd145.org).
- Some teachers also use Remind, Schoology, or Google Classroom to send and receive messages.

For the most current information about our emergency closure and remote learning plans, please visit our website (<https://www.fsd145.org/emergency>) for regular updates. You will always find information sorted by date, so it should be easy to follow the most recent updates.

Take care and stay safe. We'll see you soon,

From all of us here at Freeport School District



Remote Learning Day Student Activities:

[April 23](#)

[April 27](#)

[May 4](#)

[Social Emotional Learning \(SEL\)](#)

[April 24](#)

[April 28](#)

[May 5](#)

[Electives](#)

[April 29](#)

[May 6](#)

[April 30](#)





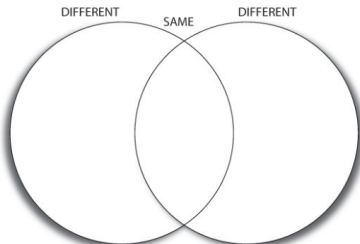






[May 1](#)

4th Grade			4/23/20 - 5/6/20
Theme(s)	ELA Skills Focus	Math Skills Focus	Other Skills Focus
Earth Day	Problem and Solution	Measurement and Data	Writing an opinion
Earth's Systems	Cause and Effect		
	Compare/Contrast		
	Build Vocabulary		

Remote Learning Activities for Students

4th Grade -- April 23rd

Parents: Choose two activities from each page each day.

	Math	Reading and Writing	Science/ Social Studies	Extra Challenge [any subject]
<p>Activity 1 and Instructions</p>	<p>4.MD.3 Find the area and perimeter of each below.</p> <p style="font-size: small;">Find the area and perimeter of each rectangle. Area is the total amount of space covered by the rectangle. Perimeter is the distance around the rectangle.</p> <p>ex</p> <div style="display: flex; justify-content: space-around;"> <div style="text-align: center;">  <p>Perimeter $3 + 3 + 5 + 5 = 16$ units Area $3 \times 5 = 15$ square units</p> </div> <div style="text-align: center;"> <p>a</p>  <p>Perimeter _____ Area _____</p> </div> </div> <div style="display: flex; justify-content: space-around;"> <div style="text-align: center;"> <p>b</p>  <p>Perimeter _____ Area _____</p> </div> <div style="text-align: center;"> <p>c</p>  <p>Perimeter _____ Area _____</p> </div> </div>	<p>RL.4.3 Read a fiction text of your choice. After reading the entire story, compare and contrast the main character with yourself. How are you similar and how are you different? You can use a Venn diagram to organize your information.</p> <div style="text-align: center;">  </div>	<p>4-LS1-1 Look out your window and make a list of all of the animals/plants you see in nature. Draw a detailed illustration of two of the animals/plants you. Be sure to label all the parts of your illustration.</p>	<p>4.NBT.B.4 <u>Math Brain Busters</u></p> <ul style="list-style-type: none"> • I am a number between 10 and 40. I am an even number. I am a multiple of 8. The sum of my digits is 5. What number am I? • Find three consecutive numbers that can be added to make 18. Consecutive numbers are numbers in order (1,2,3 or 9,10,11). • Using only addition, how can you use eight 8s to get the number 1,000?
<p>Activity 2 and Instructions</p>	<p>4.MD.3 You can make sketches to help solve the problems below. Remember to include the units of measurement in your answers. Show all of your work.</p> <p>a) The classroom rug is 9 feet long and 8 feet wide. What is the total area of the rug?</p> <p>b) What is the perimeter of the rug?</p>	<p>W.4.1 <u>Earth Day Writing</u> Select one of the prompts below and write a response with at least 7 sentences.</p> <div style="display: grid; grid-template-columns: 1fr 1fr; gap: 5px;"> <div style="border: 1px solid gray; padding: 5px; text-align: center;">  Would you rather ride your bike or ride the bus to school? <small>Opinion Writing Prompt #1</small> </div> <div style="border: 1px solid gray; padding: 5px; text-align: center;">  Should grocery stores quit using plastic bags? <small>Opinion Writing Prompt #2</small> </div> <div style="border: 1px solid gray; padding: 5px; text-align: center;">  What is the best way to protect the environment? <small>Opinion Writing Prompt #3</small> </div> <div style="border: 1px solid gray; padding: 5px; text-align: center;">  Do you think it is important for our school to recycle? <small>Opinion Writing Prompt #4</small> </div> <div style="border: 1px solid gray; padding: 5px; text-align: center;">  What can you do to help the environment? <small>Opinion Writing Prompt #5</small> </div> <div style="border: 1px solid gray; padding: 5px; text-align: center;">  What would you like to do to celebrate Earth Day? <small>Opinion Writing Prompt #6</small> </div> </div>		

Be sure to check the specials (Art, Music, PE) and the Social/Emotional Learning pages for more grade specific activities.

Parent Signature: _____

Remote Learning Activities for Students

4th Grade -- April 24th

Parents: Choose two activities from each page each day.

	Math	Reading and Writing	Science/ Social Studies	Extra Challenge																																					
Activity 1 and Instructions	<p>CSS 4.MD.2</p> <p>The students in Miss Apple's class decided to clean up the park for Earth Day. On Monday, the class worked from 10:57 a.m. until 12:17 p.m. On Tuesday, the class worked from 1:45 p.m. until 2:40 p.m. On Wednesday, the class worked from 9:43 a.m. until 11:03 a.m. How long did the class work in all?</p> <p>After solving this problem, create your own elapsed time question. Have a family member solve it and check their work.</p>	<p>CCSS W.4.3/ L.4.2</p> <p>Spending time with family and friends are some of the best times people have. Write about a time spent with a family member or a friend. Who did you spend time with? What did you do? Why was that time special?</p>	<p>4-LS1-1 <u>Materials:</u></p> <ul style="list-style-type: none"> -A carrot -Knife -A little jar with water <p>How to grow a carrot to sprout:</p> <ol style="list-style-type: none"> 1. Cut 0.5 cm of the thick end of the carrot. 2. Peel the carrot. 3. Eat it. 4. Put the piece carrot into the little jar with some water in. 5. Now, wait and observe your new plant for at least one week. <p>What is your prediction? How can you explain it?</p>	<p>CCSS 4.MD.4</p> <p>Gather up 100 coins - any kind.</p> <p>With a partner (could be a parent, a sibling, or anyone else at home) or on your own, sequence your 100 coins by date.</p> <p>After you have sequenced the coins, create a line plot to represent the dates.</p> <p>Here's an example of a candy bar line plot to use as a reference:</p> <div style="text-align: center;"> <table border="1" style="margin: auto;"> <caption>Candy Bars</caption> <tr> <td>Number of Students</td> <td></td> <td></td> <td></td> <td></td> <td></td> <td></td> <td></td> <td></td> </tr> <tr> <td></td> <td>x</td> <td>x x</td> <td>x x x</td> <td>x x x x</td> <td>x x x x x</td> <td>x x x x x x</td> <td>x x x x x x x</td> <td>x x x x x x x x</td> </tr> <tr> <td></td> <td>0</td> <td>1</td> <td>2</td> <td>3</td> <td>4</td> <td>5</td> <td>6</td> <td>7</td> </tr> <tr> <td></td> <td colspan="9" style="text-align: center;">Number of Candy Bars</td> </tr> </table> </div>	Number of Students										x	x x	x x x	x x x x	x x x x x	x x x x x x	x x x x x x x	x x x x x x x x		0	1	2	3	4	5	6	7		Number of Candy Bars								
Number of Students																																									
	x	x x	x x x	x x x x	x x x x x	x x x x x x	x x x x x x x	x x x x x x x x																																	
	0	1	2	3	4	5	6	7																																	
	Number of Candy Bars																																								
Activity 2 and Instructions	<p>CCSS 4.NBT.1 / 4.NBT.5</p> <p>Each person produces about 2,000 pounds of trash each year.</p> <ol style="list-style-type: none"> 1. How many pounds of trash do 10 people produce in a year? 2. How many pounds of trash do 100 people produce in a year? 3. How many pounds of trash does your class produce in a year? 	<p>Problem & Solution CCSS R.I.4.5</p> <p>For each problem write a solution.</p> <ol style="list-style-type: none"> 1. I missed the bus this morning 2. All my pencils were dull 3. I couldn't understand my math homework 4. I couldn't reach the top shelf 5. I saw bullying at recess 		<p>See the link below if you need a refresher on line plots: https://www.khanacademy.org/math/early-math/cc-early-math-measure-data-topics/cc-early-math-line-plots/v/introduction-to-line-plots</p> <p>What is the mode (the number that appears most often)?</p> <p>What other statements can you make about the data?</p>																																					

Be sure to check the specials (Art, Music, PE) and the Social/Emotional Learning pages for more grade specific activities.

Parent Signature: _____

Remote Learning Activities for Students

4th Grade -- April 27th

Parents: Choose two activities from each page each day.

	Math	Reading and Writing	Science/ Social Studies	Extra Challenge (any subject)
Activity 1 and Instructions	<p>CCSS 4.MD.1 Solve each problem.</p> <ol style="list-style-type: none"> How many grams are equivalent to 12kg? 8 kilograms is equivalent to how many grams? How many ounces are equivalent to 6 pounds? 12 pounds is equivalent to how many ounces? <p>Review: Fill in the blanks with the correct symbol < > =</p> <p>13, 050 _____ 13, 500</p> <p>600,000+50,000+3,000+20+9 __ 653,209</p> <p>Four hundred thousand sixty two __ 400, 062</p>	<p>Cause and Effect: R.I.4.5 Match the following Causes and Effects:</p> <p>Cause:</p> <ol style="list-style-type: none"> Baby Lisa began to cry It was raining outside The phone rang Nana plants some seeds in the garden My lawn mower was out of gas <p>Effects:</p> <ol style="list-style-type: none"> I couldn't mow the lawn We pulled out an umbrella Mom gave her a bottle She answered it Flowers began to grow 	<p>4-LS1-1 Egg Carton Seed Starter:</p> <ul style="list-style-type: none"> Egg Carton Potting Soil Scissors Seeds Glue <p>Decide what to plant and get your seeds. If you haven't yet ordered any seeds for your garden, see what you can collect from fruits and vegetables that you already have on hand. We planted both apple and pear seeds last year – unconventional, yes, but that's what makes it fun. Have your kids cut out pictures from the seed catalogs to match the seeds that you're planting. You'll need one picture for each slot in the egg cartons. Use the scissors to make small drainage holes on the bottom of the egg cartons. Fill the egg cartons with potting soil and plant seeds according to the instructions on the bag. Glue the pictures representing each seed on the inside of the lid of the egg carton. The pictures act as a visual reminder of where the different seeds are planted. Put the egg cartons on the oven liners and place them in a sunny spot in your child's room.</p>	<p>4-LS1-1 Video Link - https://www.youtube.com/watch?v=VRXYNpSjyTo Try growing seeds in eggshells.</p> <ul style="list-style-type: none"> 24 egg shells Soil Seeds Water Spoon or small scoop <p>Set up your eggshells in the egg cartons and fill with the soil. We used a couple of different types of seeds, so we made sure to separate one set of eggs from another. Push one seed gently into the soil of each eggshell, making sure the seed is covered with dirt. Use a small spray bottle to dampen the soil. Do not over water! Give the seeds three days to start the process on their own, and then each day open up one or two new egg shells to examine the seed and note the changes taking place. What are you looking for in each egg shell? Looking for the seeds to get fatter; looking for a root to pop out of the side; look for a root to push down into the soil; looking for root hairs; looking for the seed to push up while the root hairs push down; looking for the shoots to come up</p>
Activity 2 and Instructions	<p>CCSS 4.MD.5 Drawing Shapes On a piece of paper draw the following shapes.</p> <ol style="list-style-type: none"> Draw a shape with 5 sides and 1 right angle. Draw a shape with only 2 parallel sides. Draw a shape with 2 acute angles. Draw a shape with only obtuse angles. Draw a quadrilateral with 4 congruent sides. 	<p>Cause and Effect: R.I.4.5 Following CAUSES, come up with a possible and reasonable EFFECT:</p> <ol style="list-style-type: none"> Sue covered her ears because..... The waiter dropped his tray of food because..... The popcorn mom made burned because.... <p>Following EFFECT, come up with a possible and reasonable CAUSE:</p> <ol style="list-style-type: none">he was hot and thirsty after running outside ...he passed the final testit jumped in the pool 		

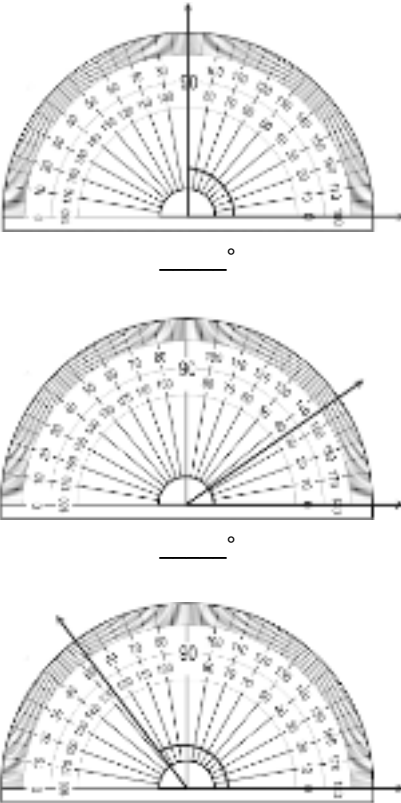
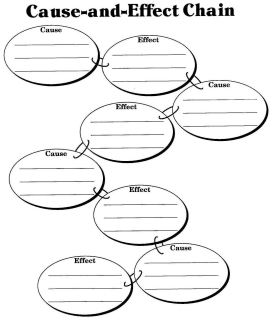
Be sure to check the specials (Art, Music, PE) and the Social/Emotional Learning pages for more grade specific activities.

Parent Signature: _____

Remote Learning Activities for Students

4th Grade -- April 28th

Parents: Choose two activities from each page each day.

	Math	Reading and Writing	Science/ Social Studies	Extra Challenge
<p>Activity 1 and Instructions</p>	<p>4.MD.C.6 Read the following protractors and record the number of degrees for each angle.</p>  <p style="text-align: center;">_____ °</p> <p style="text-align: center;">_____ °</p> <p style="text-align: center;">_____ °</p> <p>What is the total number of degrees when you add all three angles together? _____ ° + _____ ° + _____ ° = _____ °</p>	<p>R.I.4.5 Cause is why something happens. Effect is what happens.</p> <p>A cause and effect chain happens when a CAUSE brings about an EFFECT, then in turn each EFFECT becomes a CAUSE for the next EFFECT, and all the CAUSES lead to a final EFFECT.</p> <p>Pick a daily activity you do. Think about all the steps of that activity and make a cause and effect chain to show how each effect becomes a cause until the final effect is reached.</p> <p>Example Graphic:</p>  <p>Example Statement chain: The baby cried -mom fed the baby-the baby eats-the baby spits up-mom changes the babies outfit.</p>	<p>4-ESS2-1 Science: Making Observations</p> <p>To observe means to watch and think about what you see.</p> <p>Find an area of outside space that you can observe for 1 week.</p> <p>Each day observe this area look for changes caused by weather and other natural processes. Some changes you might observe are:</p> <p>What rain does to the area.</p> <p>Plants that are growing.</p> <p>Keep a journal tracking the changes. Be sure to write a description of what you see. Note changes in color, size, or conditions of the soil and plants.</p>	<p>W.4.1 Earth Day was started to help people remember that taking care of the Earth is important.</p> <p>Look around your home for products that are designed to help take care of the Earth. Make a list of these items.</p> <p>You might find things like energy efficient light bulbs (LED lights), reusable containers, or recycled paper.</p> <p>Now look for items that could be replaced by things that are better for the Earth.</p> <p>You might find things like single use plastic bags or items with extra packaging.</p> <p>Decide if you think your family could do more to help the Earth. If so: Write a plan for how you can help change your home so it is better for the Earth. If not: Write a paragraph about why your family doesn't need to change.</p>
<p>Activity 2 and Instructions</p>	<p>CCSS.4.MD.A.2 Solve the word problem about time and then write your own for a family member to solve.</p> <p>Suzi spent 45 minutes a day for 3 days picking up trash. She spent 25 minutes a day for 2 days helping at the recycling center. How many hours did Suzi spend helping the Earth this week?</p>	<p>Problem & Solution R.I.4.5</p> <p>Choose a fiction book to read. As you read stop and jot each problem the author writes about. Re-read the book and this time stop and jot the solutions to the problems you found in the first reading.</p>		

Be sure to check the specials (Art, Music, PE) and the Social/Emotional Learning pages for more grade specific activities.

Parent Signature: _____

Remote Learning Activities for Students

4th Grade -- April 29th

Parents: Choose two activities from each page each day.

	Math	Reading and Writing	Science/ Social Studies	Extra Challenge (any subject)
Activity 1 and Instructions	<p>CC4.MD.2</p> <p>Capacity (how much a container holds)</p> <ol style="list-style-type: none"> 1. Locate five containers holding liquid and identify if it is measured in cups, pints, quarts, or gallons. 2. Order from smallest to greatest. 	<p>CC.RI.4.5 Cause and Effect Activity</p> <p>Write an effect to go along with each of the following causes:</p> <p>Cause: I forgot to set my alarm. Effect: _____</p> <p>Cause: I ate only candy for supper. Effect: _____</p> <p>Cause: I left the ice - cream on the counter. Effect: _____</p>	<p>SS.IS.7.3-5 Recycling</p> <p>Make a list of 10 items in your garbage.</p> <p>Circle those items that can be recycled (paper, plastic, glass containers, boxes).</p> <ol style="list-style-type: none"> 1. _____ 2. _____ 3. _____ 4. _____ 5. _____ 6. _____ 7. _____ 8. _____ 9. _____ 10. _____ 	<p>Write a five paragraph essay stating why recycling is important. In your essay, describe different ways to prevent/ control pollution. Make sure you have proper capitalization and punctuation.</p>
Activity 2 and Instructions	<p>CC 4.MD.1 Measuring Length</p> <p>Using a tape measure, or a sheet of paper, measure the height of five different people, or pets, in your home.</p> <p>Create a poster, or table, listing heights in ascending order. (smallest to greatest).</p>	<p>CC.RI.4.5: Problem and Solution Activity:</p> <p>Write a solution to go along with each of the following problems:</p> <p>Problem: I'm bored, what can I do? Solution: _____</p> <p>Problem: I miss my friends, but I can't see them right now? Solution: _____</p> <p>Problem: I don't know what to make for lunch, what should I do? Solution: _____</p>		




Be sure to check the specials (Art, Music, PE) and the Social/Emotional Learning pages for more grade specific activities.

Parent Signature: _____

Remote Learning Activities for Students

4th Grade -- April 30th

Parents: Choose two activities from each page each day.

	Math	Reading and Writing	Science/ Social Studies	Extra Challenge (any subject)												
<p>Activity 1 and Instructions</p>	<p>4.MD.1, 4.MD.3, 4.MD.5</p> <p>Family Scavenger Hunt - Locate the items listed below and draw or describe each one. The first person in your family to find 12 out of 15 items, is the WINNER!</p> <ul style="list-style-type: none"> ● Something with 4 right angles ● 4 groups of 6 objects ● a number that rounds to 650 ● a triangle with an obtuse angle ● two numbers that have a sum greater than 1,000 ● an array with 3 or more rows ● an object less than 6 inches long (record the length to the nearest quarter in if you have a ruler) ● an object more than 6 inches but less than 1 foot long ● an object with an area greater than 24 square inches ● an object with a perimeter of more than 24 inches ● a shape that is divided into 3 or less equal parts ● a shape that is divided into 4 or more equal parts ● An object with 2 lines of symmetry ● An object with 4 lines of symmetry ● Two sets of coins that equal the same amount. 	<p>RI.4.4</p> <p>Conservation Dictionary- Make your own dictionary using words that are related to conservation and the prevention of pollution. Here are some examples to get you started: pollution, smog, litter, conservation, waste. Add 8 more words to complete your dictionary.</p> <p>Use three column notes to organize your new vocabulary words.</p> <table border="1" style="margin-left: auto; margin-right: auto; border-collapse: collapse; text-align: center;"> <thead> <tr> <th style="width: 33%;">word</th> <th style="width: 33%;">definition</th> <th style="width: 33%;">Sentence using the word</th> </tr> </thead> <tbody> <tr> <td style="height: 20px;"> </td> <td> </td> <td> </td> </tr> <tr> <td style="height: 20px;"> </td> <td> </td> <td> </td> </tr> <tr> <td style="height: 20px;"> </td> <td> </td> <td> </td> </tr> </tbody> </table>	word	definition	Sentence using the word										<p>4-LS1-1 Riddle Me This!</p> <ul style="list-style-type: none"> ● Choose three living organisms you find in your home or yard. ● Write a riddle stating five facts about each organism without mentioning its name. ● Read the five facts for each organism to another person in your home to see if they can guess its name) <p><i>Here's an example:</i></p> <p><i>My babies look nothing like me. They crawl and graze on greens. Soon they'll hang motionless. Tucked inside a green shell to emerge a beautiful creature. And then identical we'll be! What Am I? (Butterfly)</i></p>	<p>ETS1.B Make a Recyclebot</p>  <p>Make a Recyclebot out of any recycled materials you find at home (with adult permission). For example, boxes, bottles, cans, etc. You should not purchase any materials to use, only use materials already available at home. Then, answer these questions:</p> <ol style="list-style-type: none"> 1. What is your recyclebot's name? 2. What is its function? 3. Why did you choose this function? 4. How can this recyclebot improve your life? 5. If you could purchase materials, how would you improve your recyclebot? 
word	definition	Sentence using the word														
<p>Activity 2 and Instructions</p>	<p>4.MD.2 Measuring Time</p> <p>Locate a clock or watch that has a second hand to time yourself doing each activity listed below. Once you have collected all your data, create a bar graph that shows the length of time for each activity.</p> <ol style="list-style-type: none"> 1. Touch every doorknob in your home. 2. Hop on one leg from your bedroom to the refrigerator. 3. Crab walk from the television to the bathroom. 4. Hop backwards from the car to the front door. 5. Climb every step in your house 5 times. <p>Which activity took the most amount of time? Which activity took the least amount of time?</p>	<p>W.4.4</p> <p>Write a Haiku poem about the nature around you: Write a poem that's 3 lines long and make sure each line has the right number of syllables. Give the first line 5 syllables, the second line 7 syllables, and the third line 5 syllables. Make sure to give your haiku poem a title.</p> <p>For a haiku, you don't have to worry about the rhyming pattern, your focus should only be on the 5-7-5 syllable structure.</p> <p>Here's an example:</p> <p style="text-align: center;">Autumn A blustery day Cool, sunny and blowing leaves Calms at start of night</p>	<p><i>My babies look nothing like me. They crawl and graze on greens. Soon they'll hang motionless. Tucked inside a green shell to emerge a beautiful creature. And then identical we'll be! What Am I? (Butterfly)</i></p>													

Be sure to check the specials (Art, Music, PE) and the Social/Emotional Learning pages for more grade specific activities.

Parent Signature: _____

Remote Learning Activities for Students

4th Grade -- May 1st

Parents: Choose two activities from each page each day.

	Math	Reading and Writing	Science/ Social Studies	Extra Challenge (any subject)		
<p>Activity 1 and Instructions</p>	<p>4.OA.1</p> <p>1 The fourth graders are making a banner for Earth Day. The banner is 9 decimeters wide. It is 3 times that long.</p> <p>a How long is their banner? Show your work.</p> <p>b Find and mark all of the true statements about the fourth graders' banner.</p> <p><input type="radio"/> The banner is 3 times as long as it is wide.</p> <p><input type="radio"/> The width of the banner is half the length.</p> <p><input type="radio"/> The width of the banner is one-third the length.</p> <p><input type="radio"/> The length of the banner is twice the width.</p> <p>2 Tomas had a contest for his pet worms, Wiggle and Squiggle. He wanted to know which worm could crawl farther. Wiggle crawled 6 times as far as Squiggle. Wiggle crawled 42 centimeters.</p> <p>a How far did Squiggle crawl? Show your work.</p> <p>b Choose all the equations that could be used to represent this multiplicative comparison. (The letter <i>s</i> stands for the distance Squiggle crawled.)</p> <p><input type="radio"/> $6 \times 42 = s$ <input type="radio"/> $42 \div 6 = s$ <input type="radio"/> $6 \times s = 42$ <input type="radio"/> $42 \div s = 6$</p>	<p>L.4.4.B</p> <p>As you are reading your text, search for the words that have the following prefixes:</p> <ul style="list-style-type: none"> ● Un = not/opposite of ● Re = again ● Dis = away/apart <p>Use the prefixes to write the meaning of the words.</p> <p>Ex: Untied - not tied</p> <p>Reopen- to open again</p> <p>Discard-to throw away</p>	<p>ETS1.B</p> <p>Design a birdhouse for a bird to live in-include a detailed diagram (picture with labeled parts) of your design. Write about why you believe your design would hold up in nature and why.</p>	<p>SS.IS.6.3-5</p> <p>May 1st is May Day. Use different resources to learn about the holiday. Write about what May Day is. Some options to explore:</p> <ul style="list-style-type: none"> ● Purpose of the holiday ● Year it was started ● Countries that celebrate it ● Who started it ● Any other interesting information <p>Share it with your teacher using Google Docs, email, or take a picture of it and send it to your teachers using Remind.</p>		
<p>Activity 2 and Instructions</p>	<p>4.OA.1</p> <p>Write and solve an equation to represent the multiplicative comparison in the first box. Then write your own multiplicative comparison to match the equation in the second box.</p> <table border="1" style="width: 100%; border-collapse: collapse;"> <tr> <td style="width: 50%; padding: 5px;"> <p>The red ribbon is 4 times as long as the purple ribbon. The purple ribbon is 23 centimeters long. How long is the red ribbon?</p> </td> <td style="width: 50%; padding: 5px;"> <p>$5 \times 28 = L$</p> </td> </tr> </table>	<p>The red ribbon is 4 times as long as the purple ribbon. The purple ribbon is 23 centimeters long. How long is the red ribbon?</p>	<p>$5 \times 28 = L$</p>	<p>RL.4.2</p> <p>Read a fiction text and complete a Beginning, Middle, End organizer.</p> <div style="border: 1px solid black; padding: 10px; margin: 10px 0;"> <p>Title: _____</p> <div style="border: 1px solid black; padding: 5px; text-align: center; margin-bottom: 10px;"> <p>BEGINNING</p> <hr/><hr/><hr/><hr/> </div> <div style="text-align: center; margin-bottom: 10px;"> <p>MIDDLE</p> </div> <div style="border: 1px solid black; padding: 5px; text-align: center; margin-bottom: 10px;"> <p>END</p> <hr/><hr/><hr/><hr/> </div> </div>		
<p>The red ribbon is 4 times as long as the purple ribbon. The purple ribbon is 23 centimeters long. How long is the red ribbon?</p>	<p>$5 \times 28 = L$</p>					


Be sure to check the specials (Art, Music, PE) and the Social/Emotional Learning pages for more grade specific activities.

Parent Signature: _____

Remote Learning Activities for Students

4th Grade -- May 4th

Parents: Choose two activities from each page each day.

	Math	Reading and Writing	Science/ Social Studies	Extra Challenge (any subject)												
<p>Activity 1 and Instructions</p>	<p>4.NBT.2</p> <p>Scientists have estimated that there are 269,940 tons of wasted plastic floating in the ocean. On a separate sheet of paper, write this number in word form and expanded form.</p> <p>Then, write 3 additional six-digit numbers. Use a three-column chart to write each of your numbers in word and expanded form.</p> <table border="1" style="margin-left: auto; margin-right: auto; border-collapse: collapse; text-align: center;"> <thead> <tr> <th style="padding: 5px;">Standard (Numeral Form)</th> <th style="padding: 5px;">Word Form</th> <th style="padding: 5px;">Expanded Form</th> </tr> </thead> <tbody> <tr><td style="height: 20px;"> </td><td> </td><td> </td></tr> <tr><td style="height: 20px;"> </td><td> </td><td> </td></tr> <tr><td style="height: 20px;"> </td><td> </td><td> </td></tr> </tbody> </table>	Standard (Numeral Form)	Word Form	Expanded Form										<p>R.I.4.5</p> <p>Cause: Why something happened Effect: What happened</p> <p>Read and write the following sentences on a piece of paper. Draw a line under the cause and circle the effect.</p> <ol style="list-style-type: none"> 1. I woke up late, so I missed the bus to school. 2. Fred had to mop the floor because he spilled his juice. 3. When I walked in the rain I got wet. 4. Greg ate a snack because he was hungry. 	<p>4-ESS3-1</p> <p>Sheet of paper Plastic animal toy Pencil</p> <ol style="list-style-type: none"> 1. Early in the morning put your toy outdoors on the ground, where it's sunny 2. Draw in the paper, its shadow. 3. Leave the paper all day long, on the ground, besides the toy. (Don't move it) 4. Check it closely many times during the day. <p>Questions to answer:</p> <ul style="list-style-type: none"> • What creates the shadow? • How does it work? • What is the result at the end of the day? • What is your thought about this cycle? • What can you do using other elements? 	<p>SL.4.1.C</p> <p>Democratic Presidential candidate Bernie Sanders has dropped out of the race for the next president. Interview an adult about their opinions about Sanders' drop out and their opinions about other candidates and who they believe will win the election.</p> <p>OR</p> <p>Read Newsela article about Bernie Sanders ending his presidential bid. Write the main idea and 3 details for each section.</p> <p>https://newsela.com/read/sanders-ends-2020-campaign/id/2001007915/</p>
Standard (Numeral Form)	Word Form	Expanded Form														
<p>Activity 2 and Instructions</p>	<p>4.MD.3</p> <p>In honor of Earth Day, you and your family are building a garden box to plant some vegetables in your yard. Your garden box will be 12 feet long and 6 feet wide.</p> <p>Part A: You'll need to know the area to make sure you buy the right amount of garden soil. What will be the area of your garden box?</p> <p>Part B: In order to buy the right amount of wood to build the garden box, you'll need to know the perimeter. What will be the perimeter of the garden box?</p>	<p>W.4.3/ L.4.2</p> <p>Being a helper can be very rewarding. Write about a time you helped someone or were helped by someone. Talk about who you helped or who helped you. How did you feel and why? Please refrain from saying it made me feel good. Think of a different word other than good.</p>														


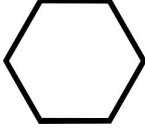

Be sure to check the specials (Art, Music, PE) and the Social/Emotional Learning pages for more grade specific activities.

Parent Signature: _____

Remote Learning Activities for Students

4th Grade -- May 5th

Parents: Choose two activities from each page each day.

	Math	Reading and Writing	Science/ Social Studies	Extra Challenge (any subject)
Activity 1 and Instructions	<p>4.MD.4 Find the area and perimeter of each figure: A rectangle with dimensions 22x89cm. Area= Perimeter= A square with a side length of 44cm Area = Perimeter= A rectangle with dimensions 12x3 cm Area= Perimeter= A rectangle with dimensions 24x3 cm Area= Perimeter=</p>	<p>4.RL.5 Underline the problem and circle the solution. 1. John didn't know what to take to school for Show and Tell. He asked his mother for an idea. She suggested he take the ribbon his dog won at the pet parade. 2. Mrs. Anderson wanted a fresh pineapple for her cake. The store near her did not have any fresh ones, so she went to another store and bought it there. 3. Emily knew she had to get to school on time, but her mother said she couldn't drive her. Emily decided to leave early and walk to school.</p>	<p>3-5-ETS1-3 2 glasses of water 2 eggs Salt Stirring spoon 1 Tablespoon (Optional) - towel to mop up any spills Gently place an egg into the first glass of water. Does it sink or float? (It should sink.) Add about 6 tablespoons of salt to the second glass of water. Stir until the salt dissolves, although the water may remain cloudy. Gently place the second egg into the glass of salt water. Does it sink or float? (It should float. If it does not, add more salt to the water.)</p>	<p>4.MD.4 Math Challenge: Area and Perimeter The area of a rectangle is 4,500 square centimeters. One dimension is 30cm and the perimeter is 360cm. What is the other dimension?:</p>
Activity 2 and Instructions	<p>4.G.3</p>  <p>This figure has ___ lines of symmetry.</p>  <p>This figure has ___ lines of symmetry.</p>  <p>This figure has ___ lines of symmetry.</p>	<p>4.RL.5 Problem and Solution Read the passage and determine the problem and solution. Story 1: A Hungry Dog Nico was supposed to feed his dog, Bo, every morning. But today he was running late for school. As he hurried to get dressed, he forgot to fill Bo's bowl. When he got home that afternoon, he discovered that Bo had tipped over the trash can and eaten some of the garbage. There was trash everywhere, so Nico cleaned up the mess and lled Bo's dish with food. "Sorry Bo," Nico said as he patted him on the head.</p>		

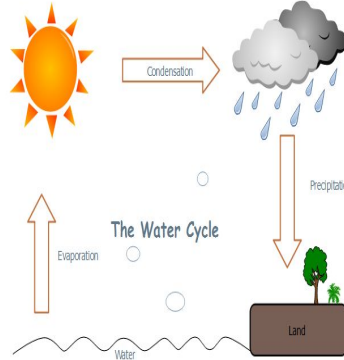
Be sure to check the specials (Art, Music, PE) and the Social/Emotional Learning pages for more grade specific activities.

Parent Signature: _____

Remote Learning Activities for Students

4th Grade -- May 6th

Parents: Choose two activities from each page each day.

	Math	Reading and Writing	Science/ Social Studies	Extra Challenge (any subject)									
<p>Activity 1 and Instructions</p>	<p>4.MD.C.5 Angle classifications Right angle - 90° Acute angle - less than 90° Obtuse angle - more than 90°, less than 180° DRAW a right angle, 2 obtuse angles and 2 acute angles and label them.</p>	<p>RF.4.4 The Earth's water cycle:</p>  <p style="text-align: center;">The Water Cycle</p> <p>Create a 3 column notes using the words Water cycle, condensation, evaporation and precipitation.</p> <table border="1" style="width: 100%; margin-top: 10px;"> <thead> <tr> <th style="width: 33%;">word</th> <th style="width: 33%;">definition</th> <th style="width: 33%;">Sentence using the word</th> </tr> </thead> <tbody> <tr> <td> </td> <td> </td> <td> </td> </tr> <tr> <td> </td> <td> </td> <td> </td> </tr> </tbody> </table>	word	definition	Sentence using the word							<p>3-5-ETS1-1 The water cycle never stops, from rain to snow, to hot days, water is constantly moving. Journal for the next 3 days. What do you observe with the water cycle? Where is the water going? How does this water help other things like trees or birds or farmers? Use the words to the left in your response.</p>	<p>3-5-ETS1-1 <u>Make your own water cycle in a bag -</u> https://www.mobileedproductions.com/blog/how-to-make-a-water-cycle-in-a-bag You need: Plastic zip lock-style bag Permanent marker(s) Water Blue food coloring Clear tape 1, decorate your bag! Use your permanent marker (washable markers will wash right off) to draw a sky in the upper half of your plastic bag. Include clouds and the sun, as they are important elements to the water cycle. 2. Next, fill a cup with regular tap water. Then add a couple of drops of blue food coloring to it to make it stand out. Swirl the cup of water a few times to mix the coloring until it's a nice, solid blue. 3. Now, carefully pour the water into the plastic bag and zip it closed. Make sure it's nice and tight! You don't want any water to be able to escape. 4. Hang your bag in a sunny window. Wait and observe.</p>
word	definition	Sentence using the word											
<p>Activity 2 and Instructions</p>	<p>4.MD.4 I am going to plant a garden. If my garden is 8 feet by 3 feet, what is the area? _____ perimeter? _____ bonus: If I plant 5 tomato plants and each produces 12 tomatoes, how many will I have? If I plant 8 green pepper plants and each produce 7 green peppers, how many will I have?</p>	<p>W.4.2 Write a response using your opinion to the statement everyone should grow their own garden so that you eat more vegetables and save the earth.</p>											


Be sure to check the specials (Art, Music, PE) and the Social/Emotional Learning pages for more grade specific activities.

Parent Signature: _____

Remote Learning Activities for Students

4th Grade -- (SEL) Theme: Emotional Management

The columns below offer choices for student activities for any day.

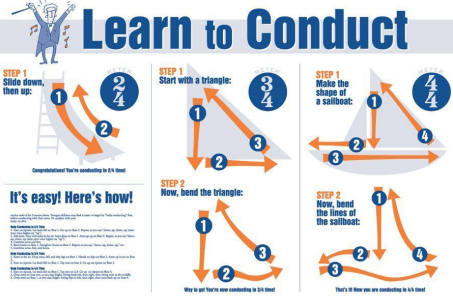
Social Emotional Learning Choice Board - Aligns with Standards; 1A.1a Recognizes own emotions and how emotions can impact behavior. 1A.1b Uses calming down techniques to control impulsive behavior and anger.		
<p>Talk about the following Zones of Regulation chart with your child and discuss how each zone makes them feel (inside and out):</p> <div style="text-align: center;">  </div>	<p>Role-play some of the following situations and then talk about ways to manage emotions:</p> <ol style="list-style-type: none"> 1. Not being able to play with your best friend. 2. Being told, "No!" 3. Arguing with a family member <p>What self-talk or calm down strategies did you use?</p> <p>Draw a picture or write about what you did.</p>	<p>Practice the following breathing techniques you can use to help get your body regulated.</p> <p>Balloon Breathing: Pretend like you are blowing up a balloon. Take a deep breath in, put the pretend balloon up to your mouth and blow your air out. Do this slowly four times.</p> <p>Volcano Breathing :Put your hands together in front of your chest. Keeping your hands together, raise your hands up above your head all while you are breathing in. When you reach as high as you can let your air out and spread your arms apart and then bring them back to the starting position. Do this slowly four times.</p> <p>Soup/Brownie Breathing: Pretend like you have hot food in your hands, breathe the smells of that food in and then blow out to help cool down your food. Do this slowly four times.</p>
<p>Before a volcano erupts there are warning signs that come from the volcano. Before a person erupts with anger, they often have warning signs. Oftentimes, when we can identify our body becoming upset we can find a healthy way to calm our body down before we explode.</p> <p>Make a list or draw a picture of what your warning signs are. You can draw a picture of your body and write your warning signs right on the body.</p> <p>Some warning signs may include your face turning red and/or your heart starting to beat fast.</p>	<p>Place a small object (crayons or markers will work) of the following colors into a paper sack or a deep bowl: red, green, blue, purple, yellow, orange. Sit in a circle and have the first person reach into the bag/bowl and pull out an object. The color of the object correlates to a statement to discuss below.</p> <p>Red-Say one thing that makes you angry. Green-Show one way you can breathe when you are angry (balloon breathing, volcano breathing, soup breathing, box breathing). Blue-Say one thing you can do to help your body become regulated. Purple-Say one thing that makes you excited. Yellow-Say a poor choice you made when you were angry and what you could have done differently. Orange-Say a good choice you made when you were angry.</p>	<p>You are in control of your anger and if you are able to turn negative thoughts into positive thoughts that will help you have better control over your anger.</p> <p>Practice this by turning the following negative statements into positive statements. When you practice when you are not angry then you will be better able to apply this strategy when you are angry.</p> <p>Negative: I get blamed for everything Positive: I get compliments for the things I do well</p> <p>Turn the statements below into positive ones. ~No one wants to be my friend. ~I can't do anything right. ~I will never be able to fix it. ~He did that on purpose. ~I always get picked last.</p>
<p>We all have triggers, things that push our buttons. Triggers are things that can change our mood in a good or a bad way,</p> <p>Make a list or draw pictures of some of your triggers.</p> <p>-What triggers do you have that make you sad? -What triggers do you have that make you happy? -What triggers do you have that make you angry? -What triggers do you have that make you excited?</p>	<p>Time to Exercise! Exercise is a great way to regulate your emotions. Do the following: -10 Jumping Jacks -10 Push-ups -10 Sit-ups -Run in Place for 60 seconds</p> <p>**Go outside and have some free play (sidewalk chalk, shoot hoops etc...)</p> <p>When you come inside, use your self-talk... How does exercising make me feel on the inside? How can I use exercise when I am having BIG emotions?</p>	<p>Talking to your teacher or with friends when you are having BIG emotions is hard right now. Try one of the following:</p> <ol style="list-style-type: none"> 1. Write a letter to your friend/teacher 2. Call/Email your friend/teacher 3. Send your friend/teacher a postcard <p>Reaching out to friends and trusted adults can help manage our emotions.</p> <p>How did it feel to reach out? Who else's day can you make?</p>

Parent Signature: _____

Remote Learning Activities for Students

4th Grade -- (Electives)

The columns below offer choices for student activities for any day.


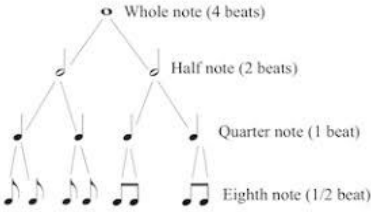
Art	Music	PE/Health
<p>Color: Go outside and use different plants, with adult permission, and see what color the plant creates on the paper. Try this with at least 3 different items. Make a drawing out of the colors you have on your paper. Make a picture using the plant material, or dirt, to create a scene. Add texture (how something feels) to your drawing.</p> <p>VA:Cr1.1.4a VA:Cr2.1.4a VA:Cr2.2.4a</p>	<p>MU:Pr6.1 Crank up the music and have a family dance party! Can you try to dance alone AND with a partner? If you can, check out this video.</p> <p>https://www.youtube.com/watch?v=Rf55gHK48VQ</p>	<p>State Goal 19 Spring Season! There are a few sports to play when the weather is nice. Here's two you can practice on your own. Baseball/softball and kickball.</p> <p>Here's how to practice: How far can you kick a ball/object? How far can you hit a ball with a bat or any type of bat? How many times can you hit or kick a ball in a row? There are 4 bases in each game. How fast can you run around them? You can use whatever you want for bases. What other skills to practice from these games?</p>
<p>Texture (how something feels) Study: Create a scene that you would like and use texture found around you to add details to that scene. To create the texture, lay an object (approved by an adult) under the paper in the desired location. Rub a pencil (or crayon if preferred if you have one), place it on its side, rub the graphite or crayon (not the outside of the item) back and forth over the texture to make the texture appear on your paper. Do as much as needed for the object that you are going to draw. Repeat in different locations with different textures till you have at least 5 different textures. Finish adding details to make your picture a complete drawing.</p> <p>VA:Cr1.1.4a VA:Cr2.1.4a VA:Cr2.2.4a</p>	<p>MU:Re.7.1 Be a conductor! You know-the person that waves their arms around at the band, choir, or orchestra! Choose a song that you can play on a listening device and see if you can find the beat and figure out how many beats are in a measure.</p>  <p>Learn to Conduct</p> <p>STEP 1 Slide down, then up: 1 2 4</p> <p>STEP 1 Start with a triangle: 1 3 4</p> <p>STEP 1 Make the shape of a sailboat: 1 4 4</p> <p>STEP 2 Now, bend the triangle: 1 2 3</p> <p>STEP 2 Now, bend the lines of the sailboat: 1 2 4</p>	<p>19.A.1 Fitness Poker Using a Deck of cards see how fast you can get through each card! Draw a card and perform the exercise, related to the card, for however many times the card says.</p> <p>Face Cards (kings, queens, jacks, jokers) are worth 10 Aces are worth 1 Club- jumping jacks Spade- push up Heart- sit up Diamond- squat See how fast you can get through the deck!</p>
<p>Observational drawing (draw what you see): Draw what you see in the house or outside. Make sure to draw at least 5 items in the foreground (front) and then add what is in the background (back).</p> <p>VA:Cr2.2.4a</p>	<p>MU:Cr.2.1 Design, draw, and name a new instrument. You can use existing instruments as references. Be creative!</p> <p>If you have electronic access, you'll enjoy experimenting on these links: http://sfskids.org/ https://www.classicsforkids.com/ https://musiclab.chromeexperiments.com/ http://www.themusicinteractive.com/kbe/Cchromebook/index.html</p>	<p>20.A.2a Activity: Health Related Components of Fitness Benefits Have your child perform each of the four Fitness Test exercises that we practice during PE class. Due to space limitations, students can perform the first test, jogging, while standing in place. The other tests are Push-Up Hold, Abdominal Crunches, and Flexibility. The number of repetitions is up to you. If you don't know how to do these tests, ask your child - we practice them a lot in PE! When finished ask your child to describe the benefits of maintaining a health-enhancing level of fitness. Please share responses :)</p>

Parent Signature: _____

Remote Learning Activities for Students

4th Grade -- (Electives)

The columns below offer choices for student activities for any day.

Art	Music	PE/Health
<p>Arrange food into a sculpture</p>  <p>VA:Cr1.1.4a VA:Cr2.2.4a</p>	<p>MU:Cr2.1 Write your own 4 measure rhythm using any of the following: ta's (quarter notes) ti-ti's (two eighth notes), sh(quarter rests), two-oh (half notes) four (whole notes). Try to make it 4 beats per measure. Play it with some sticks (pencils). Add it to a song as an ostinato (a repeated rhythm to a song).</p> 	<p>State Goal 23 All About Your Heart - Our heart is very important to us and becomes stronger as we do certain exercises. How do certain activities affect how fast our heart beats?</p> <p>Make a chart, using anything available, telling what different exercises do to the speed of your heart. Make three columns. Write slow in the first, medium in the second, and fast in the third column. As you do different activities, write them down under which category they belong. Be creative in making your chart. If you have nothing to make a chart, just take mental notes of what each activity does.</p>
<p>We've heard of stick people lets create stick drawings using grass clippings, rocks, sticks (already found on the ground.), or other natural elements that have already fallen off. Please do not take items off a living object (for example don't tear a branch off a tree, and don't pick the flowers) Record what you made by drawing it on a paper.</p> <p>VA:Cr1.1.4a VA:Cr2.1.4a VA:Cr2.2.4a</p>	<p>MU:Cn.11.1 Ask adult permission first! Put different levels of water in several different glasses. Arrange them in a row. Lightly tap them with a fork to hear how their pitch sounds different depending on the water level. What happened?</p> <p>Watch this video if you can. https://www.youtube.com/watch?v=E_vrF5v29d0</p>	<p>19.A.1 Song Run</p> <p>Play your favorite song or listen to a song on the radio, and run or skip until the song ends!</p> <p>Can you make it all the way through the song?</p>
<p>Create a sensory walk on the sidewalk or driveway for you and others to enjoy.</p> <p>VA:Cr2.2.4a VA:Cn10.1.4a</p>	<p>MU:Pr.6.1 Make up new lyrics to a song you already know. You could make it funny, sad, serious.... Be creative! Sing it!</p> <p>If you have electronic access, you'll enjoy experimenting on these links: http://sfskids.org/ https://www.classicsforkids.com/ https://musiclab.chromeexperiments.com/ http://www.themusicinteractive.com/kb/Chromebook/index.html</p>	<p>22.B.1a Activity: Healthy Eating</p> <p>Create a food diary for one day. Write down everything they eat and drink for the entire day. At the end of the day have your child look at the list of foods and make a food chart based on how healthy each choice was. If a food item is perceived as "Bad" put that food item under the category "Whoa." For a food item that is "Good" put that food item under "Go." "Slow" means the food item is okay but should be eaten in moderation.</p>

Parent Signature: _____